


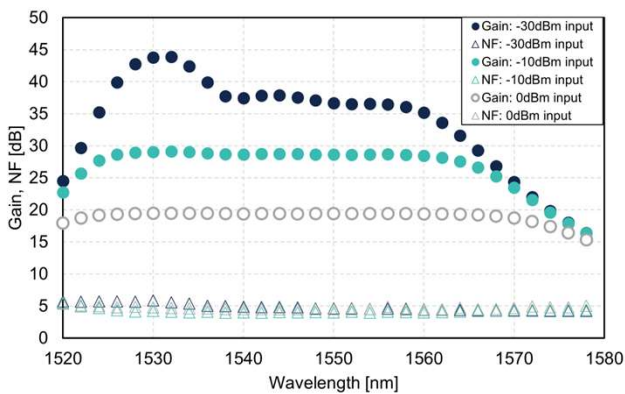


AMP-FL5013-CB-19

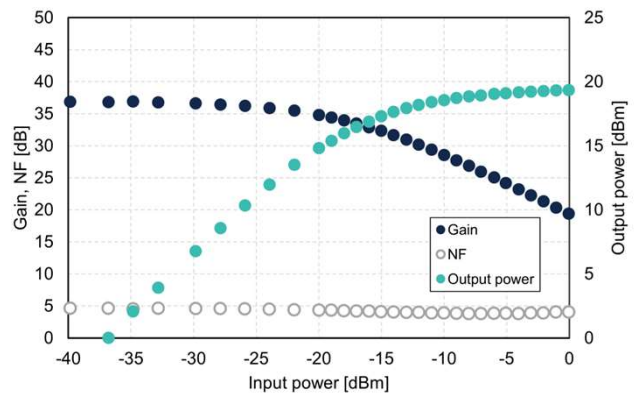
- C-band Optical Fiber Amplifier -



Typical Performance



Gain/noise figure vs. wavelength



Gain/NF/output power vs. input power @1550nm

Features

- ❑ Designed for network application
- ❑ Pre-amplifier or inline amplifier (low noise figure)
- ❑ High robustness (>10 years in actual network)
- ❑ Ultra low noise figure (<5dB)
- ❑ High stability
- ❑ High reliability

Applications

- ❑ Long-haul terrestrial and metro communication networks
- ❑ WDM transmission
- ❑ R&D

Product Number: AMP-FL5013-CB-19

| Optical Specifications | unit | min. | typ. | max. | note |
|-------------------------------|------|----------------|------|------|----------------------------|
| Signal Wavelength | nm | 1530 | 1550 | 1560 | - |
| Signal Input Power | dBm | -40 | - | 10 | Signal input power monitor |
| Signal Output Level | dBm | 19 | - | - | Pin: 0dBm @λ typ. |
| Signal Gain | dBm | 35 | 36 | - | Pin:-30dBm @λ typ. |
| Noise Figure | dB | - | 5 | 5 | Pin:-30dBm @λ typ. |
| Working Axis | - | - | - | - | - |
| Polarization Extinction Ratio | dB | - | - | - | - |
| Input/Output Isolation | dB | 40/40 | - | - | Internal isolator included |
| Laser Class | - | 3B | - | - | - |
| Standard Optical Connector | - | SC/PC | - | - | - |
| Input/Output Fiber | - | Corning SMF28e | - | - | - |

| Functional Specifications | | note |
|---------------------------|--|--|
| Operating Mode | Auto Current Control Auto Light Control | - |
| Monitoring Parameters | Input signal power Output signal power Back-reflection from outout port Pump LD current Pump LD temperature Case temperature Power0supply-unit voltage Fan rotation | - - Opt.093 - - - - - |
| Remote Control | Relay terminal for alarm RS232C (Non-Interactive command-line control) | - - |
| Safety Function | Pump shutdown with input alarm Power reduction with back reflection alarm | - Opt.093 |

| Electric Specifications | unit | min. | typ. | max. | note |
|-------------------------|------|------|------|------|---------------------------|
| Power Consumption | W | - | 15 | 20 | - |
| Insulation Resistance | MΩhm | 10 | - | - | DC500kV, b/w PS-Case |
| Withstand Voltage | kV | 1.5 | - | - | AC, 2seconds, b/w PS-Case |
| Power-Supply Voltage | V | 90 | - | 240 | AC, Duplicated & Hot-swap |
| Fluctuation Tolerance | % | - | - | 10 | - |
| Power-Supply Frequency | Hz | 50 | - | 60 | - |
| Fluctuation Tolerance | % | - | - | 10 | - |

| Mechanical Specifications | unit | min. | typ. | max. | info. |
|---------------------------|------|------|----------------|------|---|
| Weight | kg | - | - | 6 | - |
| Dimension | mm | - | 43 x 440 x 403 | - | HxWxD, without protrusions, 1U compatible |

| Environmental Specifications | unit | min. | typ. | max. | info. |
|------------------------------|------|------------|------|------|----------------|
| Operating Temperature | ° C | 0 | - | 40 | - |
| Storage Temperature | ° C | -10 | - | 60 | - |
| Operating Humidity | %rh | 5 | - | 80 | Non-condensing |
| Operating Condition | - | Indoor Use | - | - | - |

| Other/Special Specifications |
|------------------------------|
| None in particular |

| Option | |
|---------|--|
| opt.011 | FC/PC |
| opt.012 | FC/Angled-PC |
| opt.014 | SC/Angled-PC |
| opt.019 | Other Customized Connector |
| opt.023 | DC-48V Hot Swap Power Supply |
| opt.029 | Other Customized Power Supply |
| opt.092 | Ethernet Interface 100BASE-TX / 10BASE-T / Auto-MDIX / RS232C (Interactive shell) / Telnet / Http (Web I/F) / SSH (password-auth) / SNMP (v2c) / Syslog / NTP |
| opt.093 | Back reflection monitor, alarm & Interlock |
| opt.151 | Front Control Panel & Display |

| Standard Accessory | |
|---------------------|-------------|
| Power cable | : 1 |
| Power key | : 2 |
| Manuals | : PDF |
| Specification sheet | : PDF |
| Inspection record | : Hard copy |

※ All functions, specifications and appearance are subject to change without notice.



FiberLabs Inc.

Phone: +81-49-278-7829

info@fiberlabs.com

https://www.fiberlabs.com

[Head Office] 2-1-15 Ohara, Fujimino, Saitama, 356-8502, Japan

[Kawagoe Office] 4F 27-9 Wakitamachi, Kawagoe, Saitama, 350-1122, Japan

Revision Information

Unique : 2.1.1

Common : 2.1.1

Format : 2.1.1

